

Quick Base Certification Coaching Report













You will receive the Certification Coaching Report upon completion of a certification exam. This report provides you with detailed information, including your performance in question topics. You can use the insights from the report to understand your strengths and areas needing added attention. This report will:

- Help you understand assessment results in detail
- Helps you understand knowledge gaps
- Gives a visual presentation of your performance in relation to other candidates

What information does this report provide?

The Coaching Report gives information on your performance in one assessment.

Information	Description																				
Exam Results	<p>This includes information about you and your overall performance on a single exam.</p> <div style="text-align: center; background-color: #f2f2f2; padding: 5px;">Exam Results</div> <table border="1" style="width: 100%; border-collapse: collapse;"> <tr> <td>Name</td> <td>[REDACTED]</td> <td>Total score</td> <td>1162</td> </tr> <tr> <td>Assessment name</td> <td>Combined Builder Certification</td> <td>Maximum score</td> <td>1440</td> </tr> <tr> <td>Date/time started</td> <td>Aug 13 2018 16:22:11</td> <td>Percentage score</td> <td>81%</td> </tr> <tr> <td>Date/time finished</td> <td>Aug 13 2018 17:45:37</td> <td>Exam Status</td> <td>Pass</td> </tr> <tr> <td>Completion Status</td> <td>Finished</td> <td></td> <td></td> </tr> </table>	Name	[REDACTED]	Total score	1162	Assessment name	Combined Builder Certification	Maximum score	1440	Date/time started	Aug 13 2018 16:22:11	Percentage score	81%	Date/time finished	Aug 13 2018 17:45:37	Exam Status	Pass	Completion Status	Finished		
Name	[REDACTED]	Total score	1162																		
Assessment name	Combined Builder Certification	Maximum score	1440																		
Date/time started	Aug 13 2018 16:22:11	Percentage score	81%																		
Date/time finished	Aug 13 2018 17:45:37	Exam Status	Pass																		
Completion Status	Finished																				

Information	Description																																										
<p>Topic-level comparisons</p>	<p>This includes your performance in each topic and your overall performance on the assessment.</p> <table border="1" data-bbox="391 625 1344 1087"> <thead> <tr> <th>Topic Name</th> <th>Questions</th> </tr> </thead> <tbody> <tr> <td> Certification\Automating Complex Workflow Your Score % # Score 74% 160/216 </td> <td> 18  </td> </tr> <tr> <td> Certification\Following Best Practices Your Score % # Score 33% 12/36 </td> <td> 3  </td> </tr> <tr> <td> Certification\Managing Data and Performance Your Score % # Score 78% 84/108 </td> <td> 9  </td> </tr> <tr> <td> Certification\Managing Forms and Reports Your Score % # Score 78% 84/108 </td> <td> 9  </td> </tr> </tbody> </table>	Topic Name	Questions	Certification\Automating Complex Workflow Your Score % # Score 74% 160/216	18 	Certification\Following Best Practices Your Score % # Score 33% 12/36	3 	Certification\Managing Data and Performance Your Score % # Score 78% 84/108	9 	Certification\Managing Forms and Reports Your Score % # Score 78% 84/108	9 																																
Topic Name	Questions																																										
Certification\Automating Complex Workflow Your Score % # Score 74% 160/216	18 																																										
Certification\Following Best Practices Your Score % # Score 33% 12/36	3 																																										
Certification\Managing Data and Performance Your Score % # Score 78% 84/108	9 																																										
Certification\Managing Forms and Reports Your Score % # Score 78% 84/108	9 																																										
<p>Result comparisons</p>	<p>This includes a comparison of your scores and other participants scores. It compares on the topic level and the overall performance. The following example shows a participant's performance in a topic. It shows your score on the top of the line. On the bottom line it shows, from left to right, the lowest score, the average score and the highest score.</p> <table border="1" data-bbox="391 1346 1295 1738"> <thead> <tr> <th colspan="3">Comparisons</th> </tr> <tr> <th>Description</th> <th colspan="2">Comparison to Other Exam Takers</th> </tr> </thead> <tbody> <tr> <td colspan="3">Certification\Automating Complex Workflow</td> </tr> <tr> <td>Comparison</td> <td>%</td> <td>#</td> </tr> <tr> <td>▼ Your Score</td> <td>74%</td> <td>160/216</td> </tr> <tr> <td>▲ Lowest score</td> <td>25%</td> <td>54/216</td> </tr> <tr> <td>▲ Avg score</td> <td>63%</td> <td>136.19/216</td> </tr> <tr> <td>▲ Highest score</td> <td>91%</td> <td>196/216</td> </tr> <tr> <td colspan="3">Certification\Following Best Practices</td> </tr> <tr> <td>Comparison</td> <td>%</td> <td>#</td> </tr> <tr> <td>▼ Your Score</td> <td>33%</td> <td>12/36</td> </tr> <tr> <td>▲ Lowest score</td> <td>22%</td> <td>8/36</td> </tr> <tr> <td>▲ Avg score</td> <td>75%</td> <td>27/36</td> </tr> <tr> <td>▲ Highest score</td> <td>100%</td> <td>36/36</td> </tr> </tbody> </table>	Comparisons			Description	Comparison to Other Exam Takers		Certification\Automating Complex Workflow			Comparison	%	#	▼ Your Score	74%	160/216	▲ Lowest score	25%	54/216	▲ Avg score	63%	136.19/216	▲ Highest score	91%	196/216	Certification\Following Best Practices			Comparison	%	#	▼ Your Score	33%	12/36	▲ Lowest score	22%	8/36	▲ Avg score	75%	27/36	▲ Highest score	100%	36/36
Comparisons																																											
Description	Comparison to Other Exam Takers																																										
Certification\Automating Complex Workflow																																											
Comparison	%	#																																									
▼ Your Score	74%	160/216																																									
▲ Lowest score	25%	54/216																																									
▲ Avg score	63%	136.19/216																																									
▲ Highest score	91%	196/216																																									
Certification\Following Best Practices																																											
Comparison	%	#																																									
▼ Your Score	33%	12/36																																									
▲ Lowest score	22%	8/36																																									
▲ Avg score	75%	27/36																																									
▲ Highest score	100%	36/36																																									